


## TestNav 8 Training – Student Practice for March Writing SOLs (3/10 & 3/11)

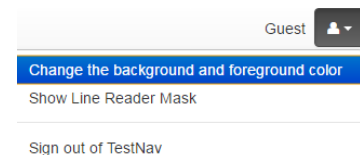
- Login to computer with your FCPS student username and password.
- On your desktop, click Pearson TestNav icon to launch the practice program.
- If TestNav asks you, “Where do you want to go?” choose Virginia.
- Sign in by clicking **SOL Practice Tests** in the bottom right area.
- Under the Standards of Learning Practice Item Sets **click on Writing**.
- Click on Grade 8 Writing Practice Tool. This will open for you to begin the essay practice area.
- Click **Start**
- Read and click box to agree to Terms and Conditions.
- Click **Continue** ; It will say Section 1 – 1 Question. Click the box that states: **Start**
- You will see the word SAMPLE across the essay box. In the upper left hand corner click on the next arrow. This will take you to the screen where you can interact with the tools.
- Note the tools for formatting your essay (these are not active on the Sample screen). They will allow you to **bold**, *italicize*, and underline font. You can also create a bulleted or numbered list. The back arrow will undo an action and the forward arrow will redo an action. Notice that the “abc” spell check is available. Keep in mind that it will not recognize proper names. Finally the “6000” on the right end is the character counter.



- Click on the Exhibits box on the right side of the screen.
  - Explore Checklist for Writers. **Notice that this is an interactive checklist now.**
  - Explore Shortcut keys to include the **new Zoom in (Ctrl +) and Zoom out (Ctrl -) keys.**
  - Note that there isn't a practice prompt here. **Please** practice with the prompts provided at this address:  
[http://www.doe.virginia.gov/testing/sol/standards\\_docs/english/2010/online\\_writing/writing\\_prompts/gr\\_8\\_writing\\_prompts.pdf](http://www.doe.virginia.gov/testing/sol/standards_docs/english/2010/online_writing/writing_prompts/gr_8_writing_prompts.pdf)



- Go to the Guest dropdown arrow in the upper right corner of the screen.



- Explore the many background and foreground color options.

- Turn on and practice using the Line Reader Mask.



- Choose **Sign out of TestNav** from the Guest drop down menu in the upper right.

- Choose **Save and Return Later** to practice part 2.

- **Back to Sign In**

- Sign in by clicking **SOL Practice Tests** in the bottom right area.

- Choose the **Writing Practice Item Set** again.


- Select the **Grade 8 Writing** button to practice the 25 multiple choice and technology enhanced items (TEI):

- Click Start.

- Check the “I agree to the terms and conditions” button and then **Continue**.

- Choose the **Start** button.

- Answer questions in the test.

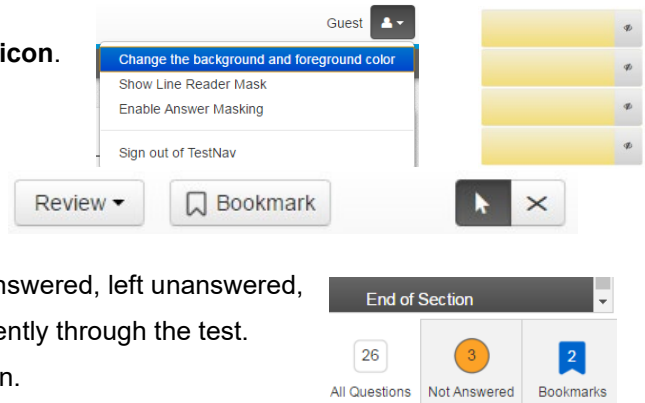
- Using the arrows at the top left,  arrow right until you have a multiple choice item on the screen.


- Look at the options under the **Guest dropdown icon**.

Explore the option to **Enable Answer Masking**.

- Explore the following tools in the top banner:

- Especially note how you can use the review button to track what you have answered, left unanswered, and bookmarked so you can move efficiently through the test. Note the end/bottom of the Review screen.



- To finish, use the dropdown menu from :  to **Sign out of TestNav**.